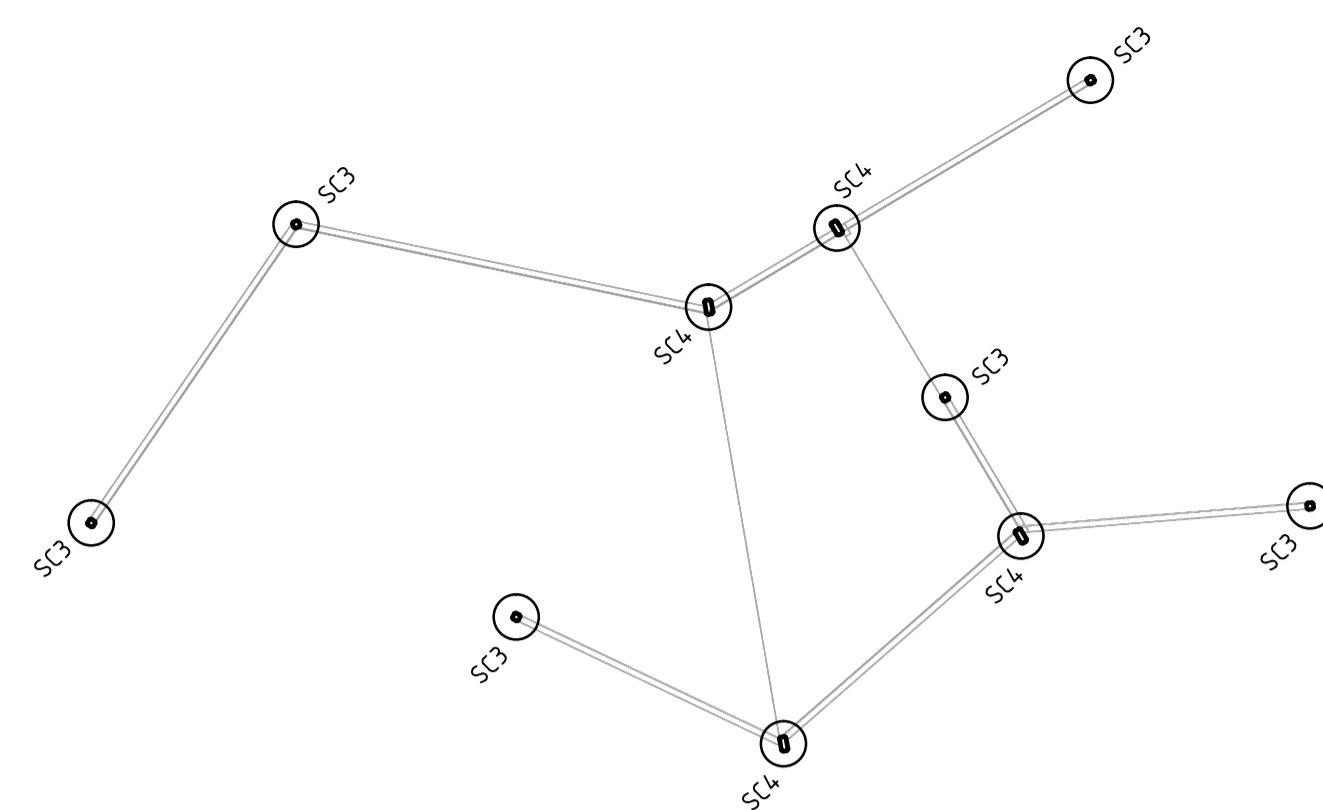
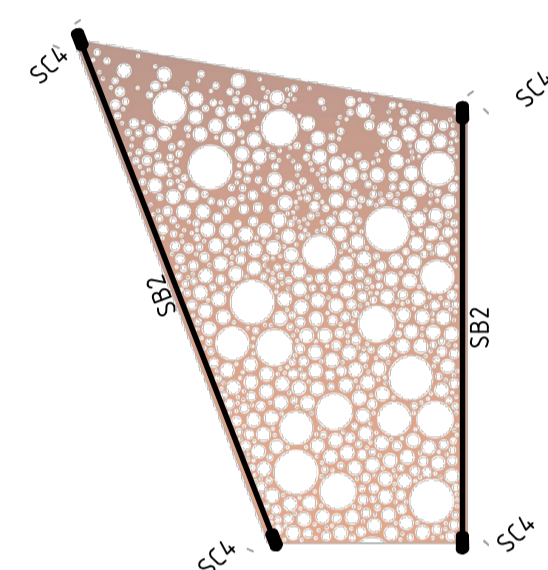


FOR GENERAL NOTES REFER DRAWING S0.01
 DWG's. TO BE READ IN CONJUNCTION WITH ARCHITECTURALS.
 ALL CONC. PROFILES ie: STEPS, FALLS, ETC. TO ARCH. DETAIL

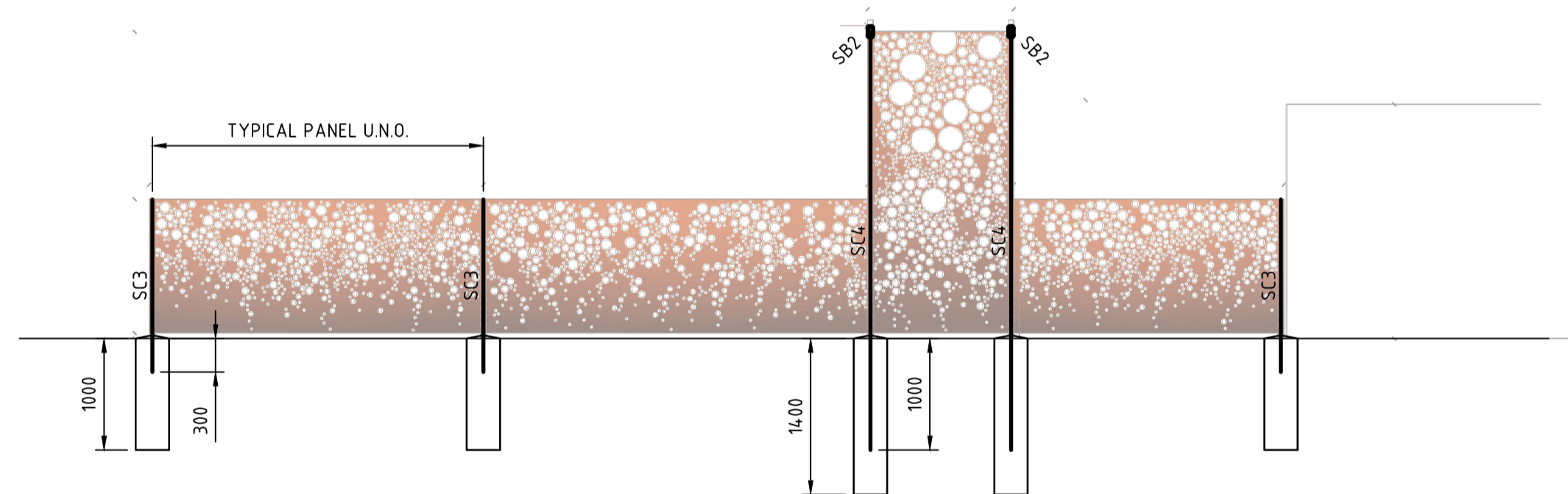
MEMBER SCHEDULE	
MARK	MEMBER
SC3	50 x 5 SHS STEEL POST
SC4	100 x 50 x 6 RHS STEEL POST
SB2	100 x 50 x 6 RHS STEEL BEAM



PLAN ON LASERCUT METAL SCREEN AT GROUND LEVEL
 NTS



PLAN ON LASERCUT CANOPY
 SCALE 1:50



TYPICAL ELEVATION ALONG PANELS
 SCALE 1:50

FOR CONSTRUCTION

ISSUE	AMENDMENT	DATE	CHECKED	ISSUE	AMENDMENT	DATE	CHECKED
B	ISSUED FOR CONSTRUCTION	07.08.15	K.M.				
A	ISSUED FOR TENDER	16.04.15	K.M.				

NORTH

THIS DRAWING IS COPYRIGHT AND MUST NOT BE RETAINED, COPIED OR USED WITHOUT THE EXPRESS AUTHORITY OF SDA STRUCTURES PTY LTD. ONLY USE FIGURED DIMENSIONS. DO NOT SCALE DRAWINGS. ALL DISCREPANCIES TO BE REFERRED TO ENGINEER PRIOR TO CONSTRUCTION.

ARCHITECT
DILLON AND SAVAGE ARCHITECTS
 40 QUINTON ROAD., MANLY NSW, 2095
 T: (02) 9977 3714
 F: (02) 9977 8215
 E: dsarchs@bigpond.net.au

SDA SDA Structures Pty Ltd
 Consulting Engineers
 STUDIO 2
 61 VICTORIA ROAD
 ROZELLE NSW 2039
 T: (02) 9810 6911
 F: (02) 9810 6922
 E: sda@sdastructures.com.au

PROJECT
**PROPOSED CHILDCARE CENTRE
 LEICHAARDT PARK**

TITLE
**EXTERNAL WORKS
 LASERCUT FENCE AND CANOPY**

JOB NUMBER	DRAWING NUMBER	REVISION
14210	S4.02	B
DATE 10/04/15	SCALE @ A1 AS NOTED	CERTIFIED <i>Karin Wang</i>
DESIGNED K.M.	DRAWN J.W.	