ISSUE: DATE: DESCRIPTION:

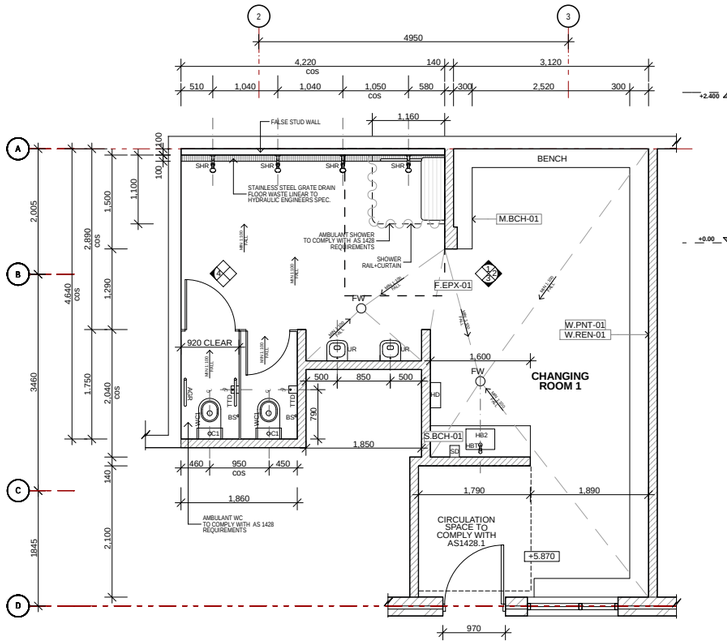

CHANGING ROOM 1 PLAN
1:50

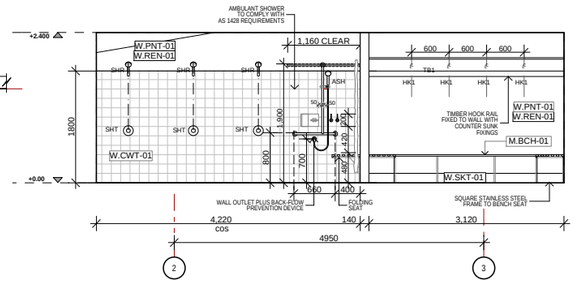

1 INTERIOR ELEVATION 1
1:50

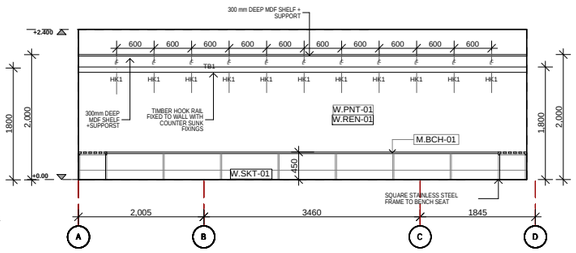

2 INTERIOR ELEVATION 2
1:50

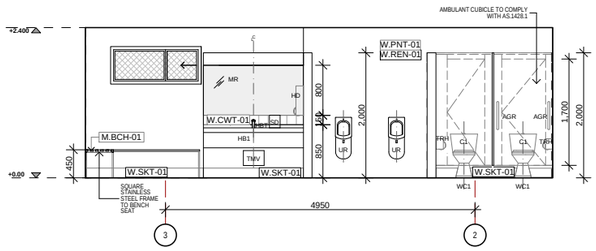

3 INTERIOR ELEVATION 3
1:50

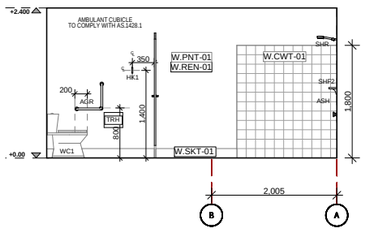

4 INTERIOR ELEVATION4
1:50

FIXTURE+FITTINGS:

REFER TO FIXTURE+FITTING SCHEDULE

LEGEND		SCHEDULE CODE
ABR	- ACCESSIBLE TOILET BACKREST	S.BCR-01
ABT	- ACCESSIBLE HAND BASIN TAP	S.TAP-04
AGR	- ACCESSIBLE GRABB RAIL	S.HRL-01
ASH	- ACCESSIBLE SHOWER SET	S.TAP-06
BS	- BATHROOM HAND BIDET SPRAYER	S.TAP-07
C1	- CISTERN	S.WCC-01
FS	- ACCESSIBLE FOLD DOWN SEAT	S.FDS-01
HB1	- ACCESSIBLE HAND BASIN	S.BAS-02
HB2	- KNEE OPERATED BASIN	S.BAS-03
HBT	- HAND BASIN TAP	S.TAP-03
HD	- STAINLESS STEEL HAND DRIER	
HK1	- HOOK RACK WALL MOUNTED	S.HKS-01
LAM	- LAMINATE BENCHTOP JOINERY UNIT WITH OPEN SHELVING	
KTM	- KITCHEN TAP MIXER	S.TAP-02
MR	- ACCESSIBLE MIRROR	S.SSM-01
NAP1	- NAPKIN DISPENSER	S.NAP-01
SD	- SOAP DISPENSER	S.SON-01
SE	- CHANGE ROOM SEAT SEATS	S.BCH-01
SHF1	- ACCESSIBLE SHELF	S.SLF-01
SHR	- SHOWER ROSE	S.ROS.01
SHT	- SHOWER TAP WARE	S.TAP.05
SSK	- STAINLESS STEEL DOUBLE SINK	S.BAS-01
TTD	- TOILET TISSUE DISPENSER	S.TRH-01
TRH	- ACCESSIBLE TOILET ROLL HOLDER	S.TRH-02
UR	- URINAL	S.WC-03
WC1	- WATER CLOSET	S.WC-02

NOTES

-AMBULANT TOILET TO COMPLY WITH AS1428.1(2009)

-AMBULANT SHOWER TO COMPLY WITH AS1428.1(2009)

-FITTINGS TO COMPLY WITH AS1428.1(2009)

-TACTILE AND BRAILLE DOOR SIGNAGE TO COMPLY WITH STANDARDS REFER TO ACCESSIBLE TOILET LH.

-150mm HIGH W.CWT-01 TILETILE SKIRTING TO ALL WALLS

LEGEND	TO BE READ IN CONJUNCTION WITH TN 1100 SCHEDULE OF FIXTURES, MATERIALS, & FINISHES.
	190mm - R.C. BLOCK WALL TO STRUCTURAL ENGINEERS SPECIFICATTION
	140mm - SOLID BLOCK WALL
	300mm - 110 FACE BRICK / 50 CAVITY/ 140 SOLID BLOCK CAVITY WALL
	200mm - DINCEL WALL
	360mm - 110 FACE BRICK / 50 CAVITY 200 DINCEL RC CAVITY WALL
M.BCH-01	HMR MDF SHELVING
R.SHT-01	COLORBOND ROOF SHEETING
W.PNT-01	MOISTURE RESISTANT INTERIOR PAINT
W.PNT-02	EXTERIOR PAINT FINISHED CEMENT RENDER
W.PNT-03	EXTERIOR PAINT FINISHED F.C. SHEET
W.REN-01	ACRYLIC PRIMER / SEALER / UNDERCOAT
W.FB-01	FACE BRICK LIGHT COLOUR
W.FB-02	FACE BRICK DARK COLOUR
F.CPT-01	CARPET TILES
F.TAC-01	TACTILE INDICATOR IN ACCORDANCE WITH AS 1428.4.1-2009
R.GUT-01	GUTTER
W.CWT-01	BATHROOM TILES
F.EPX-01	EPOXY FLOOR
F.EPX-02	EPOXY TRAFFICABLE WATERPROOF MEMBRANE
(COS)	CONFIRM ON SITE
COL.	CHS COLUMN
DB	DISTRIBUTION BOARD - REFER CARDNO ELEC. DRAWINGS
DP	DOWNPIPE-REFER FINISHES SCHEDULE R.DP-01
FW	FLOOR WASTE
RWH	RAINWATER HEAD
SC	NEW STEEL COLUMN TO STRUCTURAL ENGINEERS DETAILS
VP	VENT PIPE TO HYDRAULIC ENGINEERS SPEC.
+2.07	PROPOSED LEVELS - CONFIRM ON SITE
ESW	ELECTRICAL SWITCHBOARD(REFER ELECTRICAL ENGINEER DWGS)
MDF	MAIN DISTRIBUTION FRAME(REFER ELECTRICAL ENGINEER DWGS)
TMV	THERMOSTATIC MIXING VALVE (REFER HYDRAULIC ENGINEER DWGS)
SSK	INBUILT STAINLESS STEEL DOUBLE SINK(REFER TO FIXTURE SCHEDULE S.BAS-01

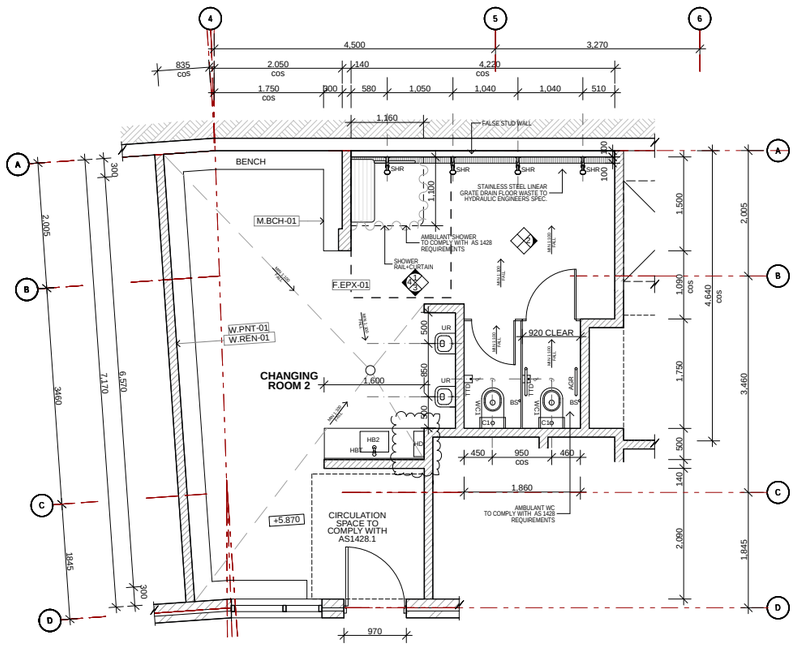

CHANGING ROOM 2 PLAN
1:50

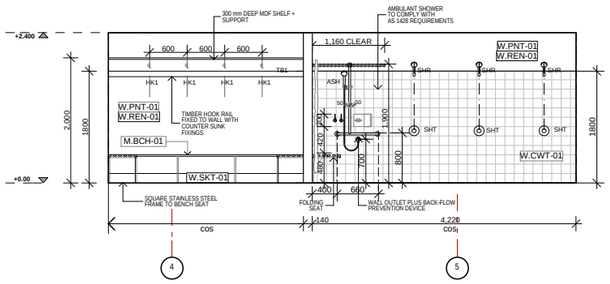

1 INTERIOR ELEVATION 1
1:50

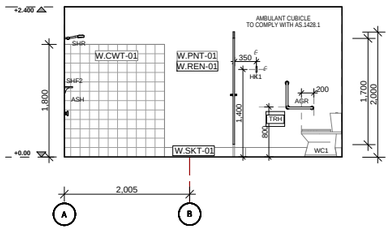

2 INTERIOR ELEVATION 2
1:50

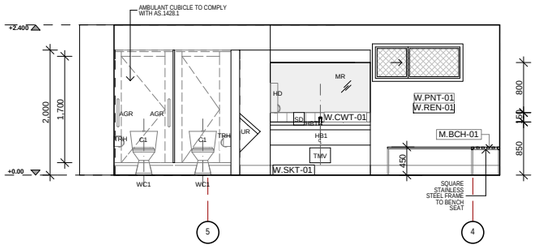

3 INTERIOR ELEVATION 3
1:50

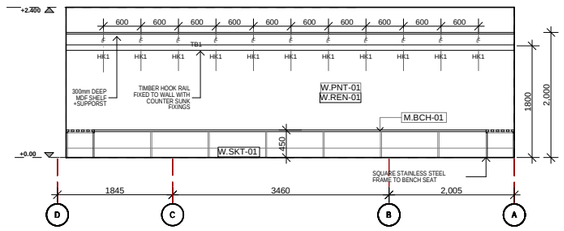

4 INTERIOR ELEVATION 4
1:50

Figgis + Jefferson Pty Ltd 220 Willoughby Road Crows Nest NSW 2065
T 02 9438 5555 F 02 9439 5163 E studio@figgis.com.au www.figgis.com.au
ACN 002 875 505 NSW Architects Registration Board Nominated Architect Stephen Figgis 3565
figgis + jefferson architects

PROJECT:
COMMUNITY FACILITY AND AMENITIES BUILDING

FOR:
BRIARS SPORTING CLUB

AT:
ROTHWELL PARK, CONCORD, NSW

This drawing is protected under the Copyright Act 1968 and is the copyright of Figgis and Jefferson Architects. Do not reproduce, modify or transmit this drawing without the permission of Figgis and Jefferson Architects.

Do not scale this drawing. Use figured dimensions only. Confirm all dimensions and levels on site prior to commencement of any work, preparation of shop drawings or fabrication of components.

TRUE NORTH PROJECT NORTH

DRAWING TITLE:
WET AREA DETAILS - SHEET 2 of 2

ARCHITECT: SF
DRAWN: DR/PM

LAST PRINTED: 16/01/2017

DRAWING NO.: 3557 TN 401
ISSUE: K

SCALE: @A1